



Conquesta 2014

(International Multiple Choice Primary School Olympiads – Est. 1998)
 Conquesta, P O Box 99, Kloof, 3640, South Africa
 Tel: (031) 764-1972 * Fax: (086) 637-7808 or (031) 764-0074
 E-mail: conquest@iafrica.com * Website: www.conquestaolympiads.com

Please return papers in STRICT NUMERICAL ORDER by student number. If a student writes more than one subject, please keep his/her papers together. Thank you.

Personal and Social Well-being & Physical Education (Life Skills 1) – Grade 2

Welcome to your Conquesta Olympiad.
 Read all the questions carefully.
 (Teacher assistance allowed.)

You must decide which is the correct answer for each question – and draw a circle around (a), (b), (c) or (d) on the right hand side of each question.
 You may only choose one answer for each question.








Example: Netball is	(a) a food.	(b) a craft.	<input checked="" type="radio"/> (c) a sport.	(d) a project.
-------------------------------------	----------------	-----------------	--	-------------------




Knowing how to cross a road safely is very important. It will help you to get to school or the park safely.



Circle the correct answers for questions 1 – 6.

1. Which one is correct? 	(a) Look left, then cross the road.	(b) Look right, left and right again, then cross the road.	(c) If you can't hear cars, then cross the road.	(d) Look right, then cross the road.
2. Which is <u>not</u> a safe place to cross?	(a) 	(b) 	(c) 	(d) 
3. What does the bicycle printed on the road mean? (See the picture above right.)	(a) Bicycles on the right and cars on the left.	(b) No bicycles allowed.	(c) Only bicycles may ride in that lane.	(d) Bicycle shop.



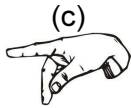
4. You should always ride your bicycle	(a) on the right side of the road.	(b) in the middle of the road.	(c) on the left side of the road.	(d) on the pavement.
5. A person who walks in between the traffic to cross a road is called a	(a) pedestrian.	(b) jay walker.	(c) silly person.	(d) motorist.
6. What does this sign mean? 	(a) Children crossing the road.	(b) Children can hold hands.	(c) The oldest child must go in front.	(d) You can go barefoot along this road.

The 'T' shirt on the right advertises that this person has a handicap.

She 'talks' with her hands when she communicates with other people.



Circle the correct answers for questions 7 – 10.

7. What is her handicap?	(a) blind	(b) lame	(c) deaf	(d) paralysed
8. You may need a if you can't hear properly.	(a) guide dog	(b) hearing aid	(c) wheelchair	(d) crutch
9. A girl who 'talks' with her hands uses to communicate with other people.	(a) sign language	(b) moving lips	(c) words	(d) Braille
10. Which hand shows the letter 'W'?	(a) 	(b) 	(c) 	(d) 